

# 2010-11 Sponsored Funding Annual Report

*NEVADA SYSTEM OF HIGHER EDUCATION*

PREPARED BY THE OFFICE OF SPONSORED PROGRAMS AND EPSCOR  
1955  
JUNE 2012

University of Nevada, Las Vegas  
University of Nevada, Reno  
Nevada State College  
College of Southern Nevada  
Great Basin College  
Truckee Meadows Community College  
Western Nevada College  
Desert Research Institute

---

## Board of Regents

Dr. Jason Geddes, Chairman

Mr. Kevin J. Page , Vice Chairman

Mr. Mark Alden

Mr. Robert J. Blakely

Dr. Mark W. Doubrava

Mr. James Dean Leavitt

Dr. Jack Lund Schofield

Mr. Michael B. Wixom

Dr. Andrea Anderson

Mr. Cedric Crear

Mr. Ron Knecht

Mr. Kevin C. Melcher

Mr. Rick Trachok

Scott Wasserman, Chief Executive Officer and Special Counsel to the Board of Regents

### OFFICERS OF THE NEVADA SYSTEM OF HIGHER EDUCATION

Daniel Klaich, Chancellor

Ms. Lynn Mahlberg, President  
Great Basin College

Dr. Carol Lucey, President  
Western Nevada College

Dr. Michael Richards, President  
College of Southern Nevada

Dr. Neal Smatresk  
University of Nevada, Las Vegas

Dr. Marc Johnson, President  
University of Nevada, Reno

Mr. Bart Patterson, President  
Nevada State College

Dr. Maria Sheehan, President  
Truckee Meadows Community College

Dr. Stephen Wells, President  
Desert Research Institute

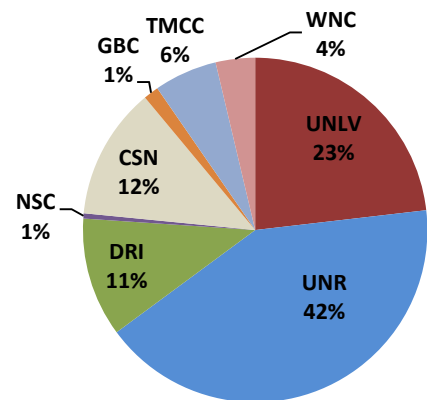
## NSHE Institutions Sponsored Funding Annual Report Fiscal Year 2011

This report provides Fiscal Year 2011 sponsored funding data for the Nevada System of Higher Education (NSHE). Funding data is supplied by the institutions to the system office on an annual basis and includes the University of Nevada, Las Vegas (UNLV), University of Nevada, Reno (UNR), Desert Research Institute (DRI), Nevada State College (NSC), College of Southern Nevada (CSN), Great Basin College (GBC), Truckee Meadows Community College (TMCC), and Western Nevada College (WNC).

Highlights of the report are given below:

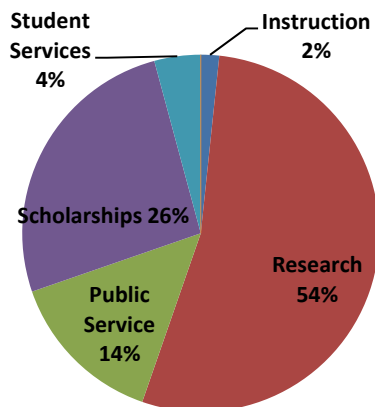
**Total Funding % Distribution per Institution**

1. NSHE Institutions were awarded a total of \$378,072,245 for Fiscal Year 2011. There was a 19% increase over FY 2010. The research institutions (UNLV, UNR, DRI) received 76% of this funding, and the undergraduate institutions (NSC, CSN, GBC, TMCC, WNC) shared the remaining 24%. The comparison from FY 2010 resulted in a 1% increase of funding for the undergraduate institutions.

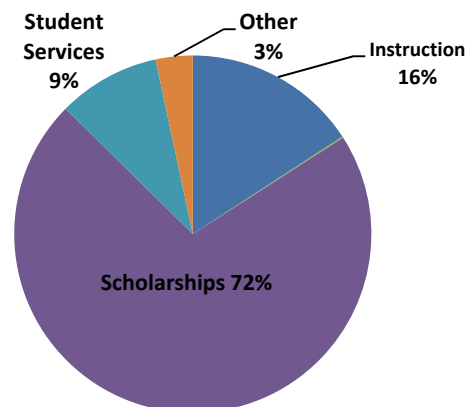


2. The functional areas in which the funding was allocated reflect the missions of the institutions. A little over half of the awards received by the research institutions were for research (54%), with the remaining split between instruction, public service, scholarships, student services and service projects. At the undergraduate institutions, however, just over 80% of award funding went to student support and services, with the remainder for instructional programs (see appendix for definition for functional areas).

**Functional Area for Research Institutions  
(UNLV, UNR, DRI)**



**Functional Area for Undergraduate Institutions  
(NSC, CSN, GBC, TMCC, WNC)**

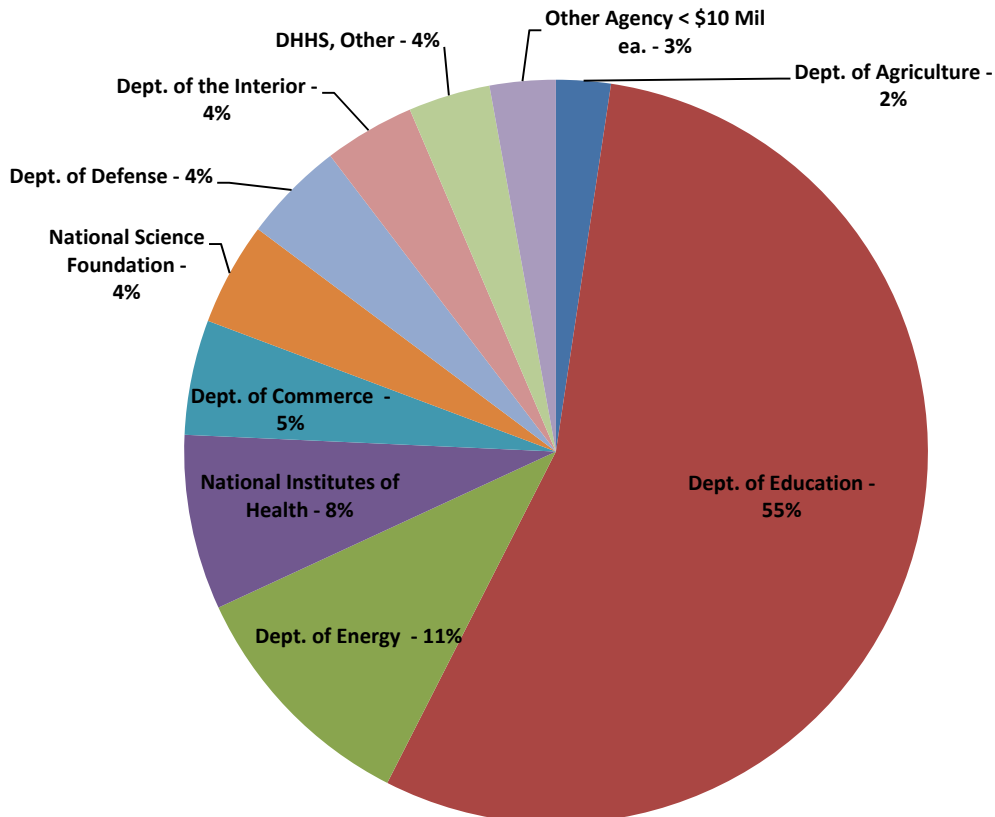


3. Overall, research funding accounts for 41% of total sponsored funding for NSHE institutions, and 92% of research funding came from direct and pass-through federal funding. Funding from the State of Nevada includes both the State Matching funds allocated to support the State's Experimental Program to Stimulate Competitive Research (EPSCoR) programs. Other direct state and local government funding supports various projects and programs at the institutional level.
  
4. During FY 2011, NSHE institutions received \$283,649,552 in direct federal funding. There was a 14% increase from prior year FY 2010. Funding in excess of \$10 million each was received from eight agencies as shown below. The largest amount of total funding was provided by the Department of Education for training programs and student financial aid. The second largest amount was provided by the Department of Energy and was primarily for research.

**All Functional Areas (UNLV, UNR, DRI, GBC, NSC, CSN, TMCC, WNC)**

<b>Dept. of Education (USDE)</b>	<b>143,839,344</b>
<b>Dept. of Energy (DOE)</b>	<b>30,120,165</b>
<b>DHHS National Institutes of Health (NIH)</b>	<b>21,584,495</b>
<b>Dept. of Commerce (DoC)</b>	<b>14,180,663</b>
<b>National Science Foundation (NSF)</b>	<b>12,725,950</b>
<b>Dept. of Defense (DoD)</b>	<b>12,530,988</b>
<b>Dept. of the Interior (Dol)</b>	<b>11,191,165</b>
<b>DHHS, Other</b>	<b>10,113,699</b>

**Distribution Federal Funding All Institutions**



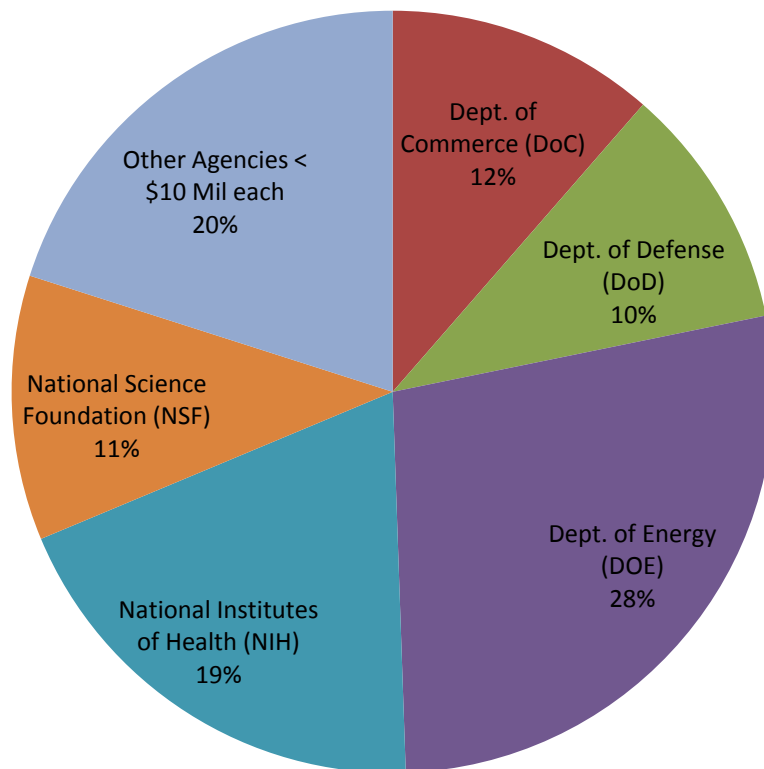
5. Total direct federal funding for Research was \$107,441,585, and there were five agencies that provided over \$10 million each:

**Research Only (UNLV, UNR, DRI)**

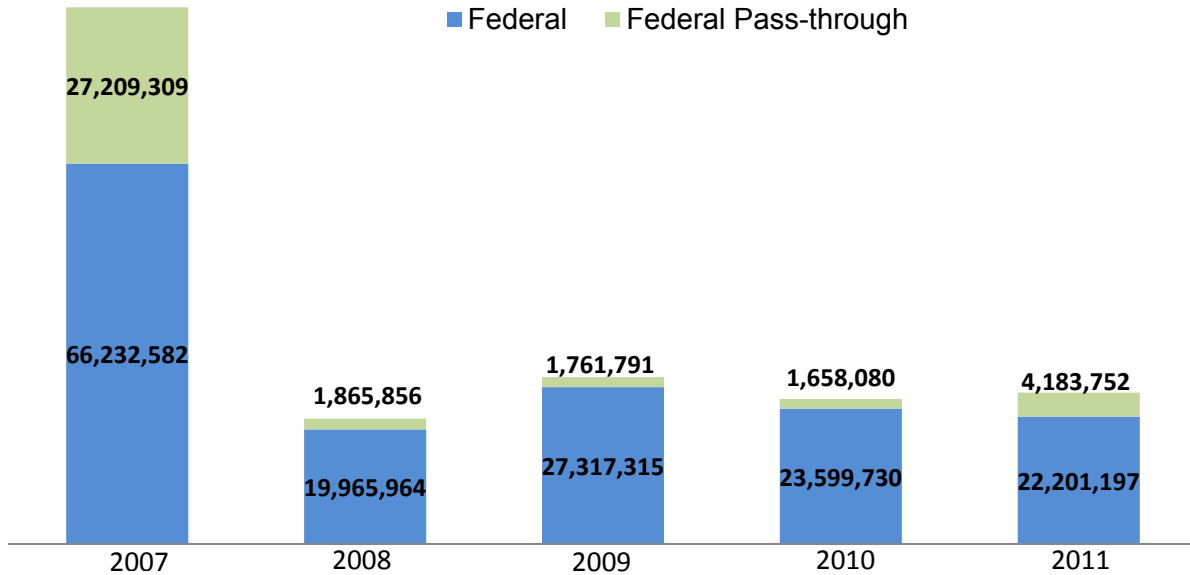
<b>Dept. of Energy (DOE)</b>	<b>29,720,165</b>
<b>National Institutes of Health (NIH)</b>	<b>20,677,316</b>
<b>Dept. of Commerce (DoC)</b>	<b>12,263,566</b>
<b>National Science Foundation (NSF)</b>	<b>12,071,686</b>
<b>Dept. of Defense (DoD)</b>	<b>11,147,517</b>

This represents a < 3% increase from FY 2010 direct federal funding and an additional agency.

**Distribution Federal Funding for Research (UNLV, UNR, DRI)**



6. Federal earmark funding for research totaled \$26,384,949 in 2011, an increase of 4% from FY 2010. In addition, competitive research funding for 2011 experienced a slight increase (6%) from 2010 levels. Earmark funding is approximately a one-third of what it has been since 2007 making up only 19% of total research (federal and federal pass-through); however, competitive research has remained over \$100 million from 2007.



7. State Matching Funds Allocation

The NSHE Sponsored Programs and EPSCoR Office (SPO/EPSCOR) receives Special Projects Matching Funds which are appropriated from State of Nevada General Funds. These funds are used to support federal grants and cooperative agreements requiring matching commitments. Campus contributions along with these special projects funds are used to match EPSCoR federal grants.

In FY 2011, SPO/EPSCoR received \$1,929,423 in matching funds from the State of Nevada for the EPSCoR awards. This was a decrease from FY 2010 by 5%. Some federal grants require a one-to-one cash match, and these funds are allocated to NSHE institutions to leverage, in combination with institutional resources, federal funding. The NSF EPSCoR and NASA EPSCoR Programs received the majority of this allocation amounting to 65% of these funds. NASA projects received \$234,625 while NSF received \$1,021,227. These funds were then distributed to the institutions to support specific project activities as required by the federal scope of work; UNLV received 32%, UNR 35%, and DRI 33%.

**Distribution of State Special Projects Matching Funds, FY 2011**

<b>Program</b>	<b>DRI</b>	<b>UNLV</b>	<b>UNR</b>	<b>Other NSHE</b>	<b>Totals</b>
NSF EPSCoR	262,121	385,006	374,100	0	1,021,227
NASA EPSCoR	148,835	14,977	70,813	0	234,625
DEPSCoR	0	0	0	0	0
DOE EPSCoR	0	0	0	0	0
NASA Space Grant	0	0	0	0	0
IBRAF	0	0	0	0	0
NV EPSCoR Office	*	*	*	*	*
<b>Total</b>	<b>410,956</b>	<b>399,983</b>	<b>444,913</b>	<b>0</b>	<b>1,255,852</b>

\* The funds retained by the Nevada EPSCoR Office are for matching system wide initiatives, such as scholarships and fellowship solicitations, faculty startups, and research development. Matching funds are released through subawards to the institutions upon completion of competitions as they occur. In addition, the appropriation legislation allows for commitment of funds for two years after the end of the year in which the funds are appropriated. Amounts committed for allocation after 06/30/2011 are included in this total.

Appendices

Awards and Expenditures FY 11

Direct Federal Funding by Agency and Activity FY 11

Sponsored Definitions

Functional Areas Description

FY 2009 – FY 2011 Awards and Expenditures



**NSHE Sponsored Projects Annual Awards and Expenditures Report  
(Awards & Expenditures by Function & Source of Funds) FY 2011**

University of Nevada, Las Vegas														
Sponsor	Functional Categories													
	Instruction		Research		Public Service		Scholarships & Fellowships		Student Services		Other Categories		Total Sponsored	
	Total \$ Awarded	Total \$ Expended	Total \$ Awarded	Total \$ Expended	Total \$ Awarded	Total \$ Expended	Total \$ Awarded	Total \$ Expended	Total \$ Awarded	Total \$ Expended	Total \$ Awarded	Total \$ Expended	Total \$ Awarded	Total \$ Expended
Federal	199,763	671,302	25,303,554	19,384,559	656,772	3,781,874	31,696,690	35,155,640	9,328,838	7,884,504	0	296,355	67,185,617	67,174,234
Federal Pass-through	1,432,841	1,168,152	11,741,312	11,072,259	675,176	1,090,093	437,456	445,994	562,677	0	0	968,257	14,849,462	14,744,754
State of Nevada	0	84,161	2,400,959	1,153,257	361,807	212,210	237,320	10,987,130	49,080	30,500	0	76,692	3,049,166	12,543,950
Other state and local govt.	0	0	182,475	181,445	84,331	163,914	0	0	0	772	0	0	266,806	346,131
Private, For-Profit (Industry)	0	0	524,668	561,847	245,798	161,592	0	5,514	0	0	0	12,414	770,466	741,368
Private, Non-Profit	0	0	281,846	227,962	166,914	544,499	7,050	6,040	1,000,000	430	0	0	1,455,810	778,932
<b>CATEGORY TOTALS</b>	<b>1,632,604</b>	<b>1,923,615</b>	<b>40,434,814</b>	<b>32,581,329</b>	<b>2,190,798</b>	<b>5,954,182</b>	<b>32,378,516</b>	<b>46,600,319</b>	<b>10,940,595</b>	<b>7,916,206</b>	<b>0</b>	<b>1,353,718</b>	<b>87,577,327</b>	<b>96,329,369</b>

University of Nevada, Reno														
Sponsor	Functional Categories													
	Instruction		Research		Public Service		Scholarships & Fellowships		Student Services		Other Categories		Total Sponsored	
	Total \$ Awarded	Total \$ Expended	Total \$ Awarded	Total \$ Expended	Total \$ Awarded	Total \$ Expended	Total \$ Awarded	Total \$ Expended	Total \$ Awarded	Total \$ Expended	Total \$ Awarded	Total \$ Expended	Total \$ Awarded	Total \$ Expended
Federal	741,370	777,129	59,302,710	44,587,062	10,903,356	11,191,882	42,304,287	67,199,053	840,250	757,260	0	0	114,091,973	124,512,386
Federal Pass-through	1,312,541	1,204,045	15,844,139	11,107,251	15,220,020	13,088,287	303,344	127,263	207,908	261,200	0	0	32,887,952	25,788,046
State of Nevada	429,554	357,747	2,263,755	1,480,179	1,255,754	1,586,321	0	0	100,000	102,889	0	0	4,049,063	3,527,136
Other state and local govt.	59,421	60,285	818,562	1,234,006	1,386,271	1,213,626	0	0	0	0	0	0	2,264,254	2,507,917
Private, For-Profit (Industry)	0	0	1,473,304	2,011,526	107,456	67,900	0	0	0	0	0	0	1,580,760	2,079,426
Private, Non-Profit	468,429	508,150	1,715,651	1,492,922	582,614	672,954	81,500	88,002	0	0	0	0	2,848,194	2,762,028
<b>CATEGORY TOTALS</b>	<b>3,011,315</b>	<b>2,907,356</b>	<b>81,418,121</b>	<b>61,912,946</b>	<b>29,455,471</b>	<b>27,820,970</b>	<b>42,689,131</b>	<b>67,414,318</b>	<b>1,148,158</b>	<b>1,121,349</b>	<b>0</b>	<b>0</b>	<b>157,722,196</b>	<b>161,176,939</b>

Desert Research Institute														
Sponsor	Functional Categories													
	Instruction		Research		Public Service		Scholarships & Fellowships		Student Services		Other Categories		Total Sponsored	
	Total \$ Awarded	Total \$ Expended	Total \$ Awarded	Total \$ Expended	Total \$ Awarded	Total \$ Expended	Total \$ Awarded	Total \$ Expended	Total \$ Awarded	Total \$ Expended	Total \$ Awarded	Total \$ Expended	Total \$ Awarded	Total \$ Expended
Federal			22,835,321	22,990,068	4,586,455	3,489,280							27,421,776	26,479,348
Federal Pass-through			7,110,280	6,001,045	3,180,466	2,419,803							10,290,746	8,420,848
State of Nevada			0	44,221	0	0							0	44,221
Other state and local govt.			623,308	1,037,346	967,345	757,218							1,590,653	1,794,564
Private, For-Profit (Industry)			306,823	579,436	692,968	491,454							999,790	1,070,889
Private, Non-Profit			1,621,146	1,037,628	377,210	614,895							1,998,356	1,652,522
<b>CATEGORY TOTALS</b>	<b>0</b>	<b>0</b>	<b>32,496,877</b>	<b>31,689,744</b>	<b>9,804,444</b>	<b>7,772,648</b>	<b>0</b>	<b>0</b>	<b>0</b>	<b>0</b>	<b>0</b>	<b>0</b>	<b>42,301,321</b>	<b>39,462,393</b>

Nevada State College															
Sponsor	Functional Categories														
	Instruction		Research		Public Service		Scholarships & Fellowships		Student Services		Other Categories		Total Sponsored		
	Total \$ Awarded	Total \$ Expended	Total \$ Awarded	Total \$ Expended	Total \$ Awarded	Total \$ Expended	Total \$ Awarded	Total \$ Expended	Total \$ Awarded	Total \$ Expended	Total \$ Awarded	Total \$ Expended	Total \$ Awarded	Total \$ Expended	
Federal	891,000	765,251								500,000	526,407			1,391,000	1,291,659
Federal Pass-through												321,541	152,564	321,541	152,564
State of Nevada														0	0
Other state and local govt.					32,806	16,176	20,000	4,688				7,725	2,638	60,531	23,502
Private, For-Profit (Industry)														0	0
Private, Non-Profit					70,000	42,947								70,000	42,947
<b>CATEGORY TOTALS</b>	<b>891,000</b>	<b>765,251</b>	<b>0</b>	<b>0</b>	<b>102,806</b>	<b>59,123</b>	<b>20,000</b>	<b>4,688</b>	<b>500,000</b>	<b>526,407</b>	<b>329,266</b>	<b>155,203</b>	<b>1,843,072</b>	<b>1,510,672</b>	

College of Southern Nevada														
Sponsor	Functional Categories													
	Instruction		Research		Public Service		Scholarships & Fellowships		Student Services		Other Categories		Total Sponsored	
	Total \$ Awarded	Total \$ Expended	Total \$ Awarded	Total \$ Expended	Total \$ Awarded	Total \$ Expended	Total \$ Awarded	Total \$ Expended	Total \$ Awarded	Total \$ Expended	Total \$ Awarded	Total \$ Expended	Total \$ Awarded	Total \$ Expended
Federal	410,032	239,894	0	0	0	0	37,325,885	37,171,633	1,052,290	709,949	1,564,878	230,384	40,353,085	38,351,860
Federal Pass-through	5,004,798	3,198,963	0	0	0	0	158,000	157,934	490,906	467,240	94,097	86,224	5,747,801	3,910,361
State of Nevada	709,800	700,030	0	0	0	0	14,500	14,500	0	0	0	0	724,300	714,530
Other state and local govt.	7,143	7,142	0	0	0	0	0	0	0	0	0	0	7,143	7,142
Private, For-Profit (Industry)	0	0	0	0	0	0	0	0	0	0	0	0	0	0
Private, Non-Profit	0	0	0	0	0	0	0	0	30,000	8,514	0	0	30,000	8,514
<b>CATEGORY TOTALS</b>	<b>6,131,773</b>	<b>4,146,029</b>	<b>0</b>	<b>0</b>	<b>0</b>	<b>0</b>	<b>37,498,385</b>	<b>37,344,067</b>	<b>1,573,196</b>	<b>1,185,703</b>	<b>1,658,975</b>	<b>316,608</b>	<b>46,862,329</b>	<b>42,992,407</b>

Great Basin College														
Sponsor	Functional Categories													
	Instruction		Research		Public Service		Scholarships & Fellowships		Student Services		Other Categories		Total Sponsored	
	Total \$ Awarded	Total \$ Expended	Total \$ Awarded	Total \$ Expended	Total \$ Awarded	Total \$ Expended	Total \$ Awarded	Total \$ Expended	Total \$ Awarded	Total \$ Expended	Total \$ Awarded	Total \$ Expended	Total \$ Awarded	Total \$ Expended
Federal	305,574	277,168					2,913,691	2,913,691					3,219,265	3,190,859
Federal Pass-through	1,809,974	1,178,274			6,150	6,150	20,000	12,000					1,836,124	1,196,424
State of Nevada	330,761	330,761											330,761	330,761
Other state and local govt.													0	0
Private, For-Profit (Industry)													0	0
Private, Non-Profit					2,500	2,500							2,500	2,500
<b>CATEGORY TOTALS</b>	<b>2,446,309</b>	<b>1,786,203</b>	<b>0</b>	<b>0</b>	<b>8,650</b>	<b>8,650</b>	<b>2,933,691</b>	<b>2,925,691</b>	<b>0</b>	<b>0</b>	<b>0</b>	<b>0</b>	<b>5,388,650</b>	<b>4,720,544</b>

Truckee Meadows Community College														
Sponsor	Functional Categories													
	Instruction		Research		Public Service		Scholarships & Fellowships		Student Services		Other Categories		Total Sponsored	
	Total \$ Awarded	Total \$ Expended	Total \$ Awarded	Total \$ Expended	Total \$ Awarded	Total \$ Expended	Total \$ Awarded	Total \$ Expended	Total \$ Awarded	Total \$ Expended	Total \$ Awarded	Total \$ Expended	Total \$ Awarded	Total \$ Expended
Federal	639,177	566,533					15,520,449	15,520,449	711,277	676,036	600,000	5,020	17,470,903	16,768,038
Federal Pass-through	2,300,805	1,720,751					55,279	55,279	188,694	126,698	445,623	413,569	2,990,401	2,316,297
State of Nevada	133,176	128,029					310,234	310,234	60,000	37,535			503,410	475,798
Other state and local govt.	46,050	40,393											46,050	40,393
Private, For-Profit (Industry)	241,573	241,573					11,738	11,738					253,311	253,311
Private, Non-Profit							1,123,627	1,123,627					1,123,627	1,123,627
<b>CATEGORY TOTALS</b>	<b>3,360,781</b>	<b>2,697,279</b>	<b>0</b>	<b>0</b>	<b>0</b>	<b>0</b>	<b>17,021,327</b>	<b>17,021,327</b>	<b>959,971</b>	<b>840,269</b>	<b>1,045,623</b>	<b>418,589</b>	<b>22,387,702</b>	<b>20,977,464</b>

Western Nevada College														
Sponsor	Functional Categories													
	Instruction		Research		Public Service		Scholarships & Fellowships		Student Services		Other Categories		Total Sponsored	
	Total \$ Awarded	Total \$ Expended	Total \$ Awarded	Total \$ Expended	Total \$ Awarded	Total \$ Expended	Total \$ Awarded	Total \$ Expended	Total \$ Awarded	Total \$ Expended	Total \$ Awarded	Total \$ Expended	Total \$ Awarded	Total \$ Expended
Federal							7,159,156	7,164,886	5,356,777	5,341,563			12,515,933	12,506,449
Federal Pass-through	1,370,189	1,017,544											1,370,189	1,017,544
State of Nevada	89,046	71,086											89,046	71,086
Other state and local govt.	11,700	20,570			2,780	2,475							14,480	23,045
Private, For-Profit (Industry)													-	-
Private, Non-Profit													-	-
<b>CATEGORY TOTALS</b>	<b>1,470,935</b>	<b>1,109,199</b>	-	-	<b>2,780</b>	<b>2,475</b>	<b>7,159,156</b>	<b>7,164,886</b>	<b>5,356,777</b>	<b>5,341,563</b>	-	-	<b>13,989,648</b>	<b>13,618,124</b>

Nevada System of Higher Education - All Institutions Total														
Sponsor	Functional Categories													
	Instruction		Research		Public Service		Scholarships & Fellowships		Student Services		Other Categories		Total Sponsored	
	Total \$ Awarded	Total \$ Expended	Total \$ Awarded	Total \$ Expended	Total \$ Awarded	Total \$ Expended	Total \$ Awarded	Total \$ Expended	Total \$ Awarded	Total \$ Expended	Total \$ Awarded	Total \$ Expended	Total \$ Awarded	Total \$ Expended
Federal	3,186,916	3,297,278	107,441,585	86,961,690	16,146,583	18,463,036	136,920,158	165,125,352	17,789,432	15,895,719	2,164,878	531,759	283,649,552	290,274,833
Federal Pass-through	13,231,148	9,487,729	34,695,731	28,180,555	19,081,812	16,604,332	974,079	798,470	1,450,185	855,138	861,261	1,620,614	70,294,216	57,546,838
State of Nevada	1,692,337	1,671,814	4,664,714	2,677,657	1,617,561	1,798,531	562,054	11,311,864	209,080	170,924	0	76,692	8,745,746	17,707,482
Other state and local govt.	124,314	128,390	1,624,345	2,452,798	2,473,534	2,153,409	20,000	4,688	0	772	7,725	2,638	4,249,917	4,742,694
Private, For-Profit (Industry)	241,573	241,573	2,304,795	3,152,809	1,046,222	720,946	11,738	17,252	0	0	0	12,414	3,604,327	4,144,994
Private, Non-Profit	468,429	508,150	3,618,643	2,758,512	1,199,238	1,877,795	1,212,177	1,217,669	1,030,000	8,944	0	0	7,528,487	6,371,070
<b>CATEGORY TOTALS</b>	<b>18,944,717</b>	<b>15,334,933</b>	<b>154,349,812</b>	<b>126,184,019</b>	<b>41,564,949</b>	<b>41,618,049</b>	<b>139,700,206</b>	<b>178,475,296</b>	<b>20,478,697</b>	<b>16,931,497</b>	<b>3,033,864</b>	<b>2,244,118</b>	<b>378,072,245</b>	<b>380,787,912</b>

**Nevada System of Higher Education  
Direct Federal Funding by Agency and Activity  
NSHE Institutions - Fiscal Year 2011**

<b>Federal Agency:</b>	<b>Research</b>	<b>Other Sponsored Projects</b>	<b>Total</b>
Dept. of Agriculture (USDA)	6,165,400	552,557	6,717,957
Dept. of Commerce (DoC)	12,263,566	1,917,098	14,180,663
Dept. of Defense (DoD)	11,147,517	1,383,471	12,530,988
Dept. of Education (USDE)	187,437	156,167,842	156,355,279
Dept. of Energy (DOE)	29,720,165	400,000	30,120,165
Dept. of Health & Human Services (DHHS)	559,821	63,850	623,671
National Institutes of Health (NIH)	20,677,316	907,179	21,584,495
DHHS, Other	1,229,367	8,884,332	10,113,699
Dept. of Homeland Security (DHS)	668,582	57,943	726,525
Dept. of Justice (DoJ)	0	364,744	364,744
Dept. of Labor (DoL)	0	1,168,793	1,168,793
Dept. of the Interior (DoI)	9,400,318	1,790,847	11,191,165
Dept. of Transportation (DOT)	1,599,840	0	1,599,840
Dept. of Veterans Affairs (VA)	0	94,930	94,930
Environmental Protection Agency (EPA)	17,000	326,262	343,262
National Aeronautics & Space Administration (NASA)	1,733,570	62,091	1,795,661
National Endowment for the Arts (NEA)	0	10,000	10,000
National Science Foundation (NSF)	12,071,686	654,264	12,725,950
Small Business Administration (SBA)	0	1,258,325	1,258,325
Other Federal Agencies	0	143,440	143,440
<b>Totals</b>	<b>107,441,585</b>	<b>176,207,967</b>	<b>283,649,552</b>

**Sponsor Definitions:**

**Federal** - Funds awarded directly from a federal agency to the University

**Federal Pass-through** - Funds awarded by a federal agency to a recipient (public or private) and then subcontracted to the institution.

NOTE: All EPSCoR and other federal funds awarded by NSHE are "Federal Pass-through."

**State of Nevada** - Funds from state of Nevada agencies (excluding federal pass-through funds).

NOTE: All State Matching Funds awarded by NSHE are "State of Nevada."

**Other State & local Government** - non-Nevada state funding (excluding federal pass-through funds)

**Private, For-Profit** - Industry, (excluding federal pass-through funds)

**Private, Non-Profit** - Foundations, Associations, etc. (excluding federal pass-through funds)

## **FUNCTION DEFINITIONS:**

Awards and expenditures are to be categorized into functional areas as defined by the National Association of College & University Business Officers (NACUBO). NACUBO establishes the definitions for the functional categories, which group and aggregate expenses by institutional purpose. Both independent and public institutions use the NACUBO definitions for external financial reporting.

### **Instruction**

Includes the teaching and training activities of an institution. Except for research training this term includes all teaching and training activities, whether they are offered for credits toward a degree or certificate or on a non-credit basis and whether they are offered through regular academic departments or separate divisions, such as a summer school division or an extension division.

- General academic instruction
- Vocational/technical instruction
- Special session instruction
- Community education
- Preparatory/remedial instruction

### **Research**

Includes research and development activities of an institution that are separately budgeted and accounted for. Includes all expenditures for activities specifically organized to produce research, whether commissioned by an agency external to the institution or separately budgeted by an organizational unit within the institution. "Research" is defined as a systematic study directed toward fuller scientific knowledge or understanding of the subject studied. "Development" is the systematic use of knowledge and understanding gained from research directed toward the production of useful materials, devices, systems, or methods, including design and development of prototypes and processes.

This term includes activities involving the training of individuals in research techniques (commonly called research training) where such activities utilize the same facilities as other research and development activities and where such activities are not included in the instruction function.

- Institutes and research centers
- Individual and project research

### **Public Service**

Includes funds expended for activities established primarily to provide non-instructional services beneficial to individuals and groups external to the institution. These activities include community service programs and cooperative extension services. Included in this category are conferences, institutes, general advisory services, reference bureaus, radio and television, consulting and similar non-instructional services to particular sectors of the community. "Other sponsored activities" means programs and projects financed by Federal and non-Federal agencies and organizations which involve the performance of work other than instruction and organized research. Examples of such programs include:

- Community service
- Health service projects
- Cooperative extension service
- Public broadcasting services

### **Scholarships & Fellowships**

(The students do not have to work for their money – if they do then it is a payroll item)

Includes expenditures for scholarships and fellowships – from restricted or unrestricted current funds – in the form of grants to students, resulting from selection by the institution or from an entitlement program. Also includes trainee stipends, prizes and awards.

### **Student Services**

Includes funds expended for offices of admissions and the registrar and activities with the primary purpose of contributing to students' emotional and physical well being and intellectual, cultural and social development outside the context of the formal instruction program. It includes expenditures for student activities, cultural events, student newspapers, intramural athletics, student organizations, intercollegiate athletics, counseling and career guidance, student aid administration and student health service.

- Student services administration
- Social and cultural development
- Counseling and career guidance
- Financial aid administration
- Student admissions
- Student records
- Student health services

### **Other Categories**

Includes the following functional categories not typically funded by sponsored projects.

- Academic support
- Institutional support
- Auxiliary enterprises
- Hospitals
- Independent operations

NSHE Sponsored Projects Awards and Expenditures Report  
FY 2009 - FY 2011

University of Nevada, Las Vegas														
Fiscal Year Total	Functional Categories													
	Instruction		Research		Public Service		Scholarships &		Student Services		Other Categories		Total Sponsored	
	Total Awarded	Total Expended	Total Awarded	Total Expended	Total Awarded	Total Expended	Total Awarded	Total Expended	Total Awarded	Total Expended	Total Awarded	Total Expended	Total Awarded	Total Expended
2009	2,763,962	3,277,681	40,547,479	36,156,589	7,013,569	10,052,804	17,686,531	28,600,690	8,447,328	9,056,592	0	261,923	76,458,869	87,406,279
2010	9,223,200	8,009,234	38,381,001	35,913,553	7,317,245	8,745,966	31,351,870	38,224,132	9,767,260	8,262,336	0	850,054	96,040,576	100,005,274
2011	1,632,604	1,923,615	40,434,814	32,581,329	2,190,798	5,954,182	32,378,516	46,600,319	10,940,595	7,916,206	0	1,353,718	87,577,327	96,329,369

University of Nevada, Reno														
Fiscal Year Total	Functional Categories													
	Instruction		Research		Public Service		Scholarships &		Student Services		Other Categories		Total Sponsored	
	Total Awarded	Total Expended	Total Awarded	Total Expended	Total Awarded	Total Expended	Total Awarded	Total Expended	Total Awarded	Total Expended	Total Awarded	Total Expended	Total Awarded	Total Expended
2009	3,854,320	3,958,872	73,351,016	73,914,403	21,732,321	23,803,825	6,616,519	6,276,160	1,085,876	872,626	0	0	106,640,052	108,825,886
2010	4,852,524	3,077,522	66,463,297	65,061,759	26,325,409	24,835,236	11,333,495	11,347,327	1,197,028	1,100,250	0	0	110,171,753	105,422,095
2011	3,011,315	2,907,356	81,418,121	61,912,946	29,455,471	27,820,970	42,689,131	67,414,318	1,148,158	1,121,349	0	0	157,722,196	161,176,939

Desert Research Institute														
Fiscal Year Total	Functional Categories													
	Instruction		Research		Public Service		Scholarships &		Student Services		Other Categories		Total Sponsored	
	Total Awarded	Total Expended	Total Awarded	Total Expended	Total Awarded	Total Expended	Total Awarded	Total Expended	Total Awarded	Total Expended	Total Awarded	Total Expended	Total Awarded	Total Expended
2009	0	0	31,257,202	33,055,771	4,606,341	3,975,056	0	0	0	0	0	0	35,863,543	37,030,827
2010	0	0	28,923,708	31,478,964	7,942,896	6,098,424	0	0	0	0	0	0	36,866,604	37,577,388
2011	0	0	32,496,877	31,689,744	9,804,444	7,772,648	0	0	0	0	0	0	42,301,321	39,462,393

Nevada State College															
Fiscal Year Total	Functional Categories														
	Instruction		Research		Public Service		Scholarships &		Student Services		Other Categories		Total Sponsored		
	Total Awarded	Total Expended	Total Awarded	Total Expended	Total Awarded	Total Expended	Total Awarded	Total Expended	Total Awarded	Total Expended	Total Awarded	Total Expended	Total Awarded	Total Expended	
2009	1,222,571	590,028	0	0	0	0	25,075	2,500	908,778	670,128	0	0	2,156,424	1,262,656	
2010	874,606	591,150	0	0	0	0	435,523	28,616	738,651	462,118	380,600	213,960	2,429,380	1,295,844	
2011	891,000	765,251	0	0	102,806	59,123	20,000	4,688	500,000	526,407	329,266	155,203	1,843,072	1,510,672	

College of Southern Nevada															
Fiscal Year Total	Functional Categories														
	Instruction		Research		Public Service		Scholarships &		Student Services		Other Categories		Total Sponsored		
	Total Awarded	Total Expended	Total Awarded	Total Expended	Total Awarded	Total Expended	Total Awarded	Total Expended	Total Awarded	Total Expended	Total Awarded	Total Expended	Total Awarded	Total Expended	
2009	3,202,087	3,046,477	0	0	0	0	14,064,342	14,050,378	884,644	720,966	1,555,972	544,912	19,707,045	18,362,733	
2010	3,412,016	3,229,331	0	0	0	0	31,171,161	28,746,114	1,225,751	1,136,993	1,596,430	911,486	37,405,358	34,023,924	
2011	6,131,773	4,146,029	0	0	0	0	37,498,385	37,344,067	1,573,196	1,185,703	1,658,975	316,608	46,862,329	42,992,407	

Great Basin College															
Fiscal Year Total	Functional Categories														
	Instruction		Research		Public Service		Scholarships &		Student Services		Other Categories		Total Sponsored		
	Total Awarded	Total Expended	Total Awarded	Total Expended	Total Awarded	Total Expended	Total Awarded	Total Expended	Total Awarded	Total Expended	Total Awarded	Total Expended	Total Awarded	Total Expended	
2009	1,081,593	1,090,320	0	0	24,215	51,552	1,323,722	1,297,922	7,144	6,917	335,043	333,675	2,771,717	2,780,386	
2010	2,060,114	1,881,413	0	0	26,465	26,465	2,332,447	2,332,447	2,179	2,179	10,152	10,152	4,431,357	4,252,656	
2011	2,446,309	1,786,203	0	0	8,650	8,650	2,933,691	2,925,691	0	0	0	0	5,388,650	4,720,544	

Truckee Meadows Community College															
Fiscal Year Total	Functional Categories														
	Instruction		Research		Public Service		Scholarships &		Student Services		Other Categories		Total Sponsored		
	Total Awarded	Total Expended	Total Awarded	Total Expended	Total Awarded	Total Expended	Total Awarded	Total Expended	Total Awarded	Total Expended	Total Awarded	Total Expended	Total Awarded	Total Expended	
2009	2,256,831	2,147,986	0	0	0	0	6,164,702	6,155,288	560,452	540,648	229,353	229,264	9,211,338	9,073,186	
2010	3,395,961	2,742,705	0	0	0	0	14,437,388	14,437,388	739,946	707,674	240,224	240,224	18,813,519	18,127,991	
2011	3,360,781	2,697,279	0	0	0	0	17,021,327	17,021,327	959,971	840,269	1,045,623	418,589	22,387,702	20,977,464	

Western Nevada College															
Fiscal Year Total	Functional Categories														
	Instruction		Research		Public Service		Scholarships &		Student Services		Other Categories		Total Sponsored		
	Total Awarded	Total Expended	Total Awarded	Total Expended	Total Awarded	Total Expended	Total Awarded	Total Expended	Total Awarded	Total Expended	Total Awarded	Total Expended	Total Awarded	Total Expended	
2009	846,003	841,383	18,508	18,000	0	0	2,512,351	2,455,002	2,500,901	2,558,167	0	0	5,877,763	5,872,552	
2010	1,332,973	1,012,505	0	0	0	0	5,229,811	5,507,243	4,087,616	4,105,917	0	0	10,650,399	10,625,665	
2011	1,470,935	1,109,199	0	0	2,780	2,475	7,159,156	7,164,886	5,356,777	5,341,563	0	0	13,989,648	13,618,124	

Nevada System of Higher Education - All Institutions Total															
Fiscal Year Total	Functional Categories														
	Instruction		Research		Public Service		Scholarships &		Student Services		Other Categories		Total Sponsored		
	Total \$ Awarded	Total \$ Expended	Total \$ Awarded	Total \$ Expended	Total \$ Awarded	Total \$ Expended	Total \$ Awarded	Total \$ Expended	Total \$ Awarded	Total \$ Expended	Total \$ Awarded	Total \$ Expended	Total \$ Awarded	Total \$ Expended	
2009	15,227,367	14,952,747	145,174,205	143,144,763	33,376,446	37,883,237	48,393,242	58,837,940	14,395,123	14,426,044	2,120,368	1,369,774	258,686,751	270,614,505	
2010	25,151,394	20,543,859	133,768,006	132,454,276	41,612,015	39,706,091	96,291,695	100,623,268	17,758,431	15,777,467	2,227,406	2,225,876	316,808,946	311,330,837	
2011	18,944,717	15,334,933	154,349,812	126,184,019	41,564,949	41,618,049	139,700,206	178,475,296	20,478,697	16,931,497	3,033,864	2,244,118	378,072,245	380,787,912	